

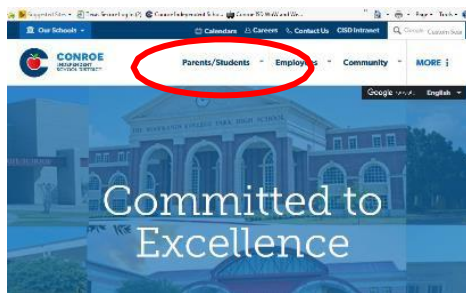
Dear Parent/Guardian,

Your child's state assessment scores will be available through your Parent Access account by mid-summer. Please make sure you are able to log in to your account. The directions below should help guide you through the process. Please contact the campus if you are unable to register for an account and we will assist you.

Access the CISD website at www.conroeid.net

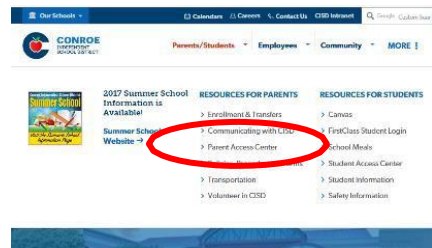
How to Access State Assessment Scores Via Parent Access How to Find your Child's Unique Access Code

1. Click on Parents/Students



2. Click on Parent Access Center

The third bullet under Resources for Parents



3. Click Login

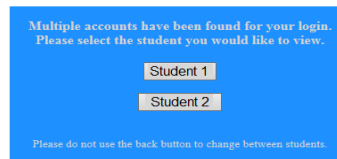
If you have created an account, your **User ID** is the **email address** you used to create the account; or

Create a Parent Access Account by clicking **"Register"**



Screen to register for account

4. Click on child's name



5. Click on **STAAR (or other applicable state assessment)** to see the results.

To see additional details, test scores or to print a copy of their state assessment **Student Report Card (SRC)**, please visit the **Texas Assessment Student Portal**.

Directions on how to get here are included on the back of this page.

You will need their **Unique Access Code** located in Parent Access under the **Main** tab.

Main	Schedule	Daily Attend	Class Attend	Progress Reports	STAAR	Incident Referrals	Students Excellence	Teachers/Staff Excellence	Staff Comments	JHS Requests	Snap Forms	Course Requests	Electronic Signatures	Manage Account
------	----------	--------------	--------------	------------------	--------------	--------------------	---------------------	---------------------------	----------------	--------------	------------	-----------------	-----------------------	----------------

Main	Schedule	Daily Attend	Class Attend	Progress Reports	STAAR	Incident Referrals	Students Excellence	Teachers/Staff Excellence	Staff Comments	JHS Requests	Snap Forms	Course Requests	Electronic Signatures	Manage Account
-------------	----------	--------------	--------------	------------------	-------	--------------------	---------------------	---------------------------	----------------	--------------	------------	-----------------	-----------------------	----------------

TX Assessment Student Portal Access Code	Texas Assessment Student Portal link
--	--

To Learn More about Your Child's Performance or How You Can Provide Additional Support at Home visit <http://www.texasassessment.org/>

The screenshot shows the Texas Assessment website interface. At the top, there are navigation links for TEA, VISIT TXSCHOOLS.GOV, COVID-19 SUPPORT AND GUIDANCE, and EN ESPAÑOL. Below this, there are links for FOR FAMILIES, FOR ADMINISTRATORS, and FOR EDUCATORS. The main content area is titled "LEARN MORE ABOUT YOUR CHILD'S SCORE" and features a login form with fields for "Unique Student Access Code", "Student's Date of Birth" (Month, Day, Year), and buttons for "Log In to Student Portal" and "Find My Access Code". A video player titled "STUDENT PORTAL OVERVIEW" is also visible. Below the login section, there is a section titled "LEARN ABOUT THE ASSESSMENT YOUR CHILD MAY TAKE" with buttons for "GO TO STAAR ASSESSMENT", "GO TO STAAR ALTERNATE 2 ASSESSMENT", "GO TO TELPAS ASSESSMENT", and "GO TO TELPAS ALTERNATE ASSESSMENT". Three yellow arrows point from the text boxes on the right to the "Log In to Student Portal", "Find My Access Code", and "GO TO STAAR ALTERNATE 2 ASSESSMENT" buttons.

To **access score reports** for any state assessment, complete the required fields and click **Log In to Student Portal**.

To **request the unique access code** for a student, click **Find My Access Code**. You will need the student's:

- first 10 digits of their first name
- Social Security Number or state issued number from your child's campus
- Date of Birth

To **learn more about the assessment your child has taken**, or **how to read and interpret the results**, click on the appropriate assessment button for more information.

What Families Should Know About the 2021 STAAR

This year's STAAR results are for learning and recovery only.

- The scores will not be used to rate schools or districts or to evaluate teachers.
- They will not affect promotion for students in any grades.

School and districts will use STAAR to identify learning gaps.

- Teachers will use the scores to better understand how the pandemic impacted learning and develop plans to address learning gaps.
- District leaders will use the results to ensure the schools and students in greatest need receive the resources they need for recovery.